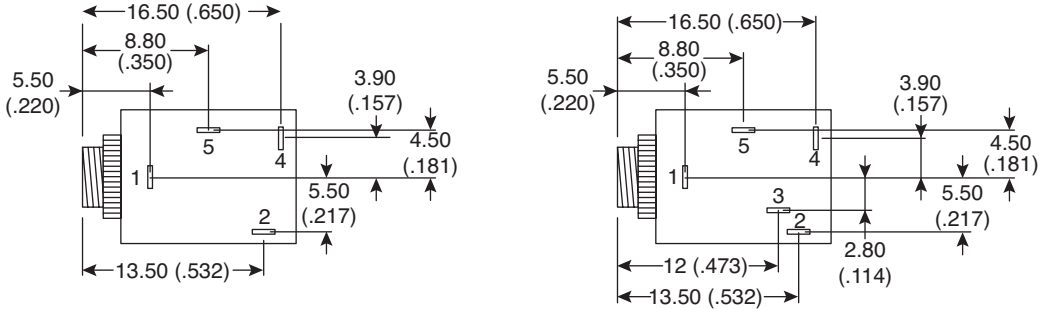
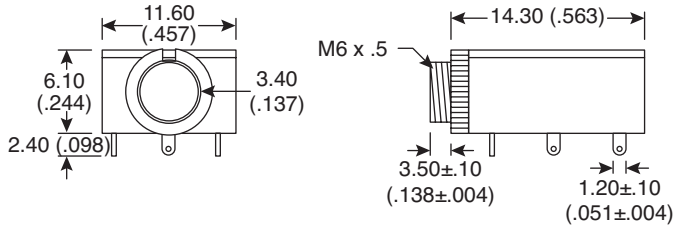
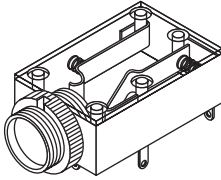


Phone Jacks

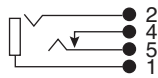
161-3508-E, 161-3509-E



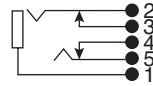
Phone Jacks



PCB Hole Layouts(Bottom View)



161-3509-E
(1-SPST N/C Switch)



161-3508-E
(2-SPST N/C Switches)

Circuit Diagrams

Dimensions: mm (in.)

SPECIFICATIONS	
Type:	Stereo, PCB Mount
Insulation Resistance:	>100MΩ
Contact Resistance:	<30mΩ
Insertion/Extraction Force:	.5 ~ 2Kgs/cm./ .4 ~ 2
Life:	5,000 Cycles
Bushing:	Nickel Plated Brass
Body:	Black Plastic
Contact:	Silver Plated Phosphor Bronze
Mounting Holes:	.25 inches
Hardware Included:	Knurled Nut
RoHS Compliant	

Date Last Revised: 3-5-07

Available from Mouser Electronics
1-800-346-6873 / www.mouser.com

KC-301091

161-3508-E, 161-3509-E